

Who Ordered This Baby? Definitely Not Me!

by

Henry Winkler and Lin Oliver

TABLE OF CONTENTS

Teacher's Resource Package:

Introduction	2
Suggestions for Using the Novel Study	3
Objectives and Skills	4
Rubric for Evaluation	5
Evaluation Sheet	6
Peer Evaluation Sheet	7
Self Evaluation Sheet	8
Student Tracking Sheet	9
Characters & Plot Synopsis	10

Activity Sheets:

Just the Facts	11
Chapters 1, 2 & 3	12
Chapters 4, 5 6 & 7	17
Chapters 8, 9 & 10	26
Chapters 11, 12 & 13	32
Chapters 14, 15, 16 & 17	38
Chapters 18, 19, 20 & 21	45
Chapters 22, 23 & 24	54
Chapters 25 & 26	60

Answer Key	66
-------------------------	-----------

OBJECTIVES AND SKILLS

<p>Objectives:</p> <ul style="list-style-type: none"> - to develop and foster enjoyment of reading. - to encourage imaginative creative writing. - to develop the use of the correct mechanics of writing. - to research and present material on topics associated with the novel. 	
<p>Reading:</p> <ul style="list-style-type: none"> - reading for pleasure - reading for comprehension - reading to gather information 	<p>Creative Writing:</p> <ul style="list-style-type: none"> - presenting research material in various formats - writing a dialogue - biography - past, present & future - baby sitting tips
<p>Vocabulary Development:</p> <ul style="list-style-type: none"> - solving a variety of word puzzles - creating & solving word searches - homonyms - similes - word building - alliteration - mathematical terms - “-isms” - comparative forms 	<p>Language and Grammar:</p> <ul style="list-style-type: none"> - writing in complete sentences - identifying and using: <ul style="list-style-type: none"> - nouns (singular & plural) - adjectives - verbs and their tenses - adverbs - prepositions - prepositional phrases - adjective & adverb phrases - subject and predicate - compound subjects - compound words - use of quotation marks
<p>Art Activities:</p> <ul style="list-style-type: none"> - illustrating events from the novel - drawing characters and events from the novel based on the information given - creating a poster - drawing supplies for a baby - constructing an orb spider web - illustrating a pizza with toppings 	<p>Research Skills:</p> <ul style="list-style-type: none"> - using a variety of resources to gather information - organizing and presenting information - researching: <ul style="list-style-type: none"> - vertebrates & invertebrates - spiders - magicians
<p>Math Activities: Using money - adding, subtracting, making change</p>	

Chapters 1, 2 and 3 - Reading and Comprehension



- A. Read Chapters 1, 2 and 3.
- B. Using information from the chapters you have read, decide if each of these statements is True (T) or False (F).
1. _____ Hank told Frankie that they were invited to I Love Chopped Liver Day.
 2. _____ Ashley suggested that Frankie was picturing a pepperoni pizza.
 3. _____ Papa Pete's bowling team was called Pepperoni Pals.
 4. _____ The Chopped Livers wanted Magik Three to do a magic performance.
 5. _____ Frankie was going through a growth spurt.
 6. _____ Hank was going through a growth spurt.
 7. _____ Hank's birthday was Sunday, February 7.
 8. _____ Chopped Liver Day was Sunday, February 7.
 9. _____ On February 4 Mrs. Zipzer and Mrs. Townsend were going to a baby doctor.
 10. _____ Hank and Ashley thought Frankie's Mom was going to have a baby.
 11. _____ Hank and Ashley decided to tell Frankie about his mom's pregnancy.
 12. _____ Hank and Ashley wanted to meet Frankie at the clubhouse.
 13. _____ Frankie told Hank that he had a "We've got a problem" voice.

Chapters 14, 15, 16 and 17 - Vocabulary and Language

A. Adverb phrases, like adverbs, describe or modify verbs.

Underline the adverb phrases in these sentences.

1. Can you meet me in my apartment at four o'clock?
2. I was heading for the 99¢ store.
3. All the party supplies were sitting on the table.
4. The baby was splashing around in my glass of orange juice.
5. I'm going to Harvey's for lunch in one hour.

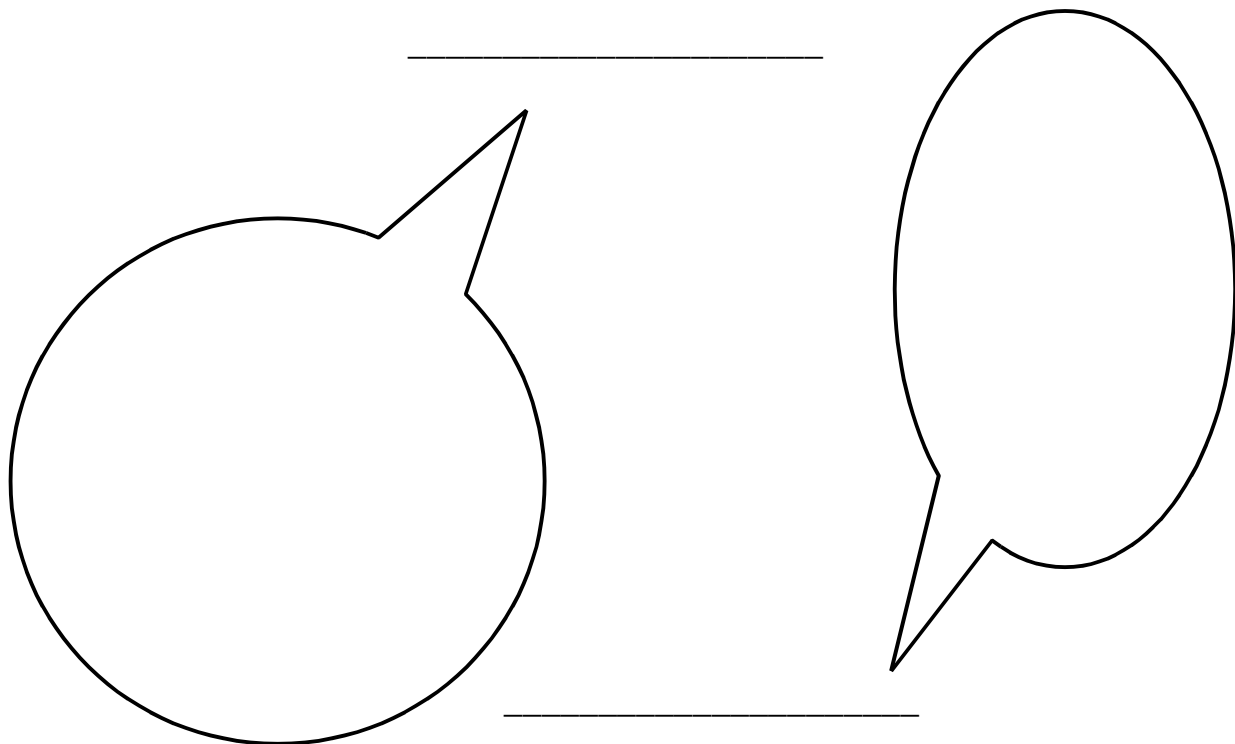
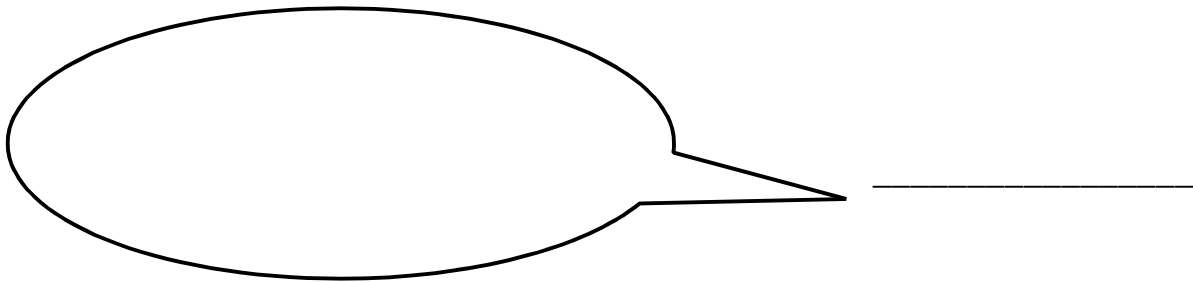

B. Homonyms are words that sound the same but are spelled differently and have different meanings.

Examples: blue - blew mane - main

Write a homonym for each of the following words.

	<i>word</i>	<i>homonym</i>		<i>word</i>	<i>homonym</i>
1	ant		2	pear	
3	bear		4	piece	
5	dear		6	sail	
7	flew		8	son	
9	flour		10	threw	
11	meet		12	where	

- B. When Rosa ran to the end of the counter the restaurant patrons began to yell and shout.
What do you think four other patrons cried out.
Identify each speaker.



Chapters 11, 12 and 13 - Art

Imagine it is your birthday.
Illustrate, in color, a birthday present you would like.
(Price is no object!)



A large, empty rectangular box with a black border, intended for the student to draw their birthday present.