

Day of the Iguana

TABLE OF CONTENTS

Teacher's Resource Package:

Introduction	2
Teaching Suggestions	2
Objectives and Skills	4
Suggestions for Evaluation	5
Peer Evaluation Sheet	7
Self Evaluation Sheet	8
Student Tracking Sheet	9
Story Synopsis	10
Biography of Henry Winkler	11

Activity Sheets:

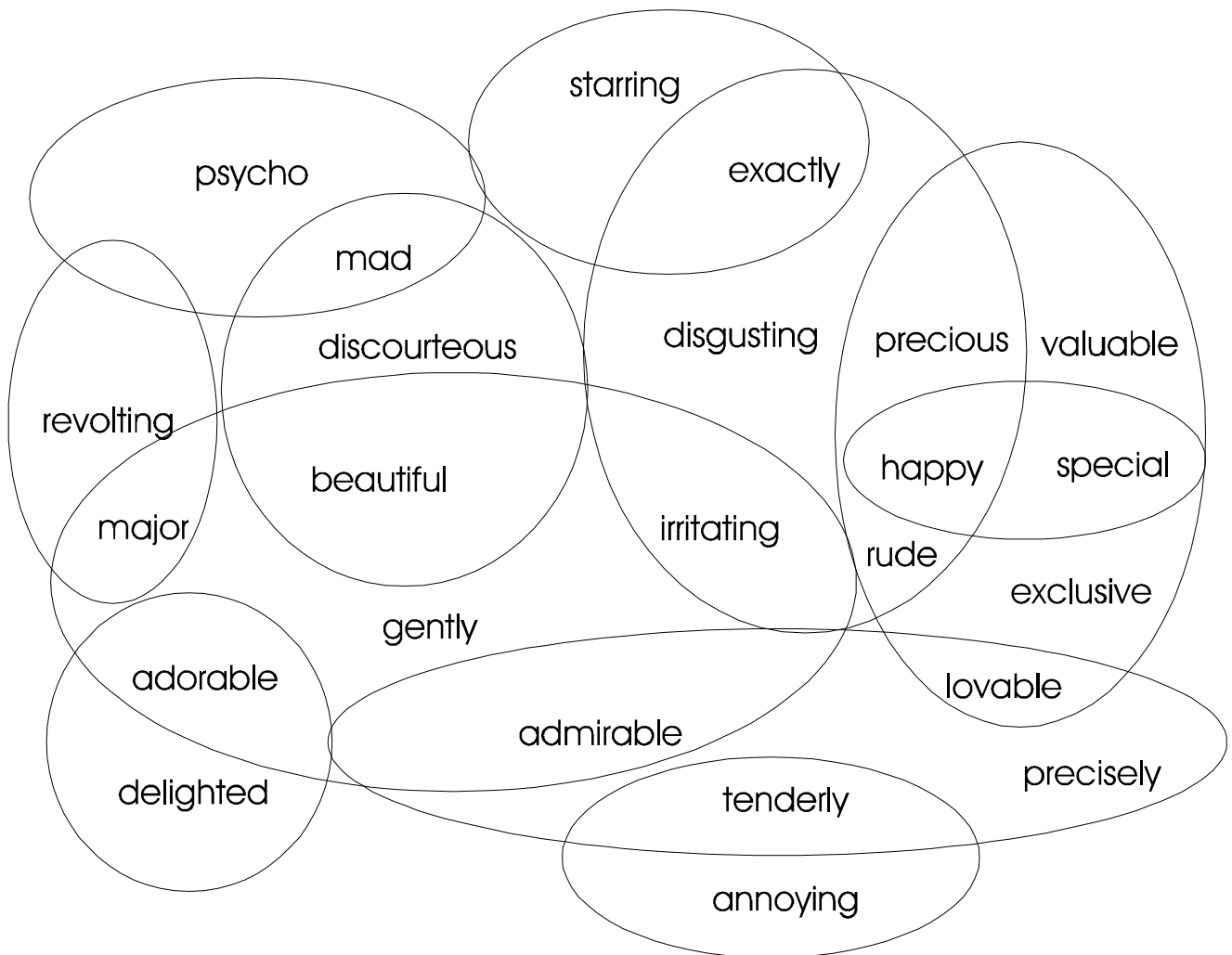
Just the Facts	12
Chapters 1, 2, 3 & 4	13
Chapters 5, 6 & 7	17
Chapters 8, 9, 10 & 11	20
Chapters 12,13 & 14	31
Chapters 15, 16, 17 & 18	40
Chapters 19, 20 & 21	45
Chapters 22, 23 & 24	53
Chapters 15, 16 & 17	59

Answer Key	67
------------	----


D. Synonyms are words that have the same or similar meanings.

Examples: *angry - furious* *walk - amble*

Create a color code to match the synonyms in this puzzle.



Chapters 19, 20 and 21 - Puzzle

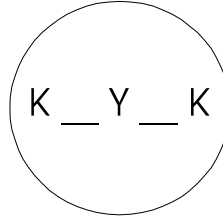

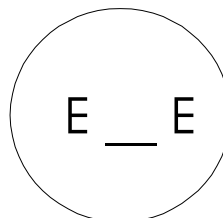
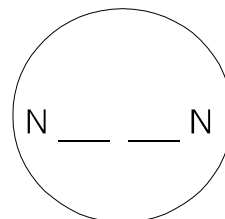
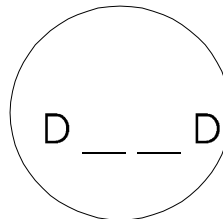
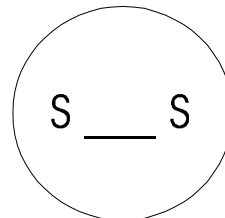
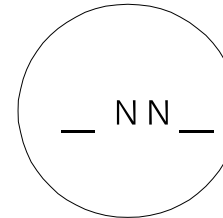
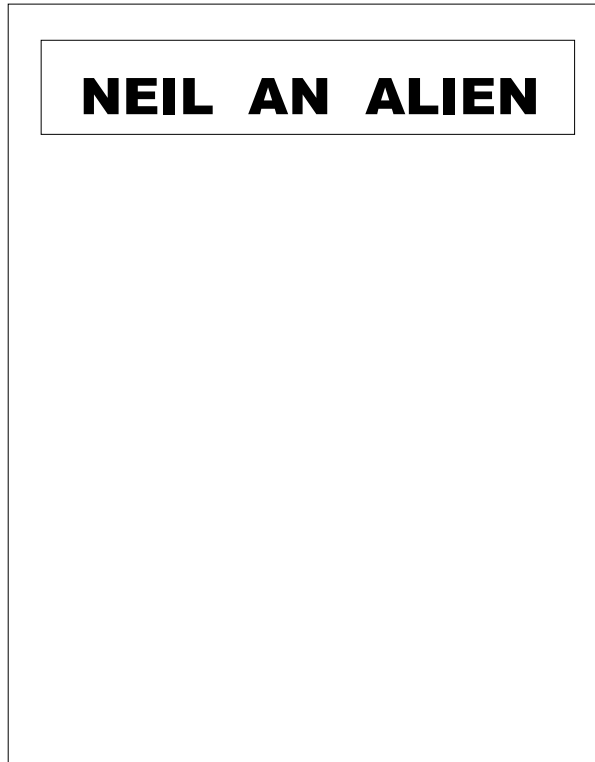
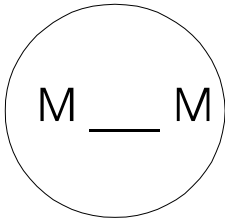
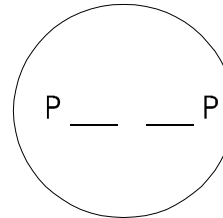
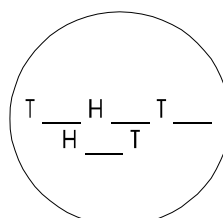
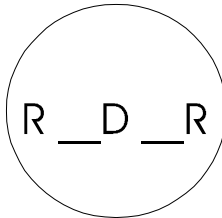
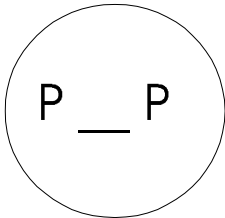


PALINDROMES

A palindrome is a word verse or sentence that reads the same backwards or forwards.

Insert letters to create palindromes.

Illustrate the palindrome in the middle of the page.



B. Review the rules for forming plural nouns:

Most nouns add *s* to the singular form.

1. If the noun ends in *s, x, z, ch* or *sh*, add *es*.
2. Some nouns that end in *f* or *fe* change the *f* to *v* and add *es*.
3. For nouns that end in *y*, preceded by a short vowel, change the *y* to *i*, and add *es*.
4. If a noun ends in *y* preceded by a long vowel, just add *s*.
5. Some nouns that end in *o*, add *es* to form the plural:

mosquito - mosquitoes

6. Some nouns use a different form for the plural: *mouse - mice*
7. Some nouns have the same form for singular and plural:

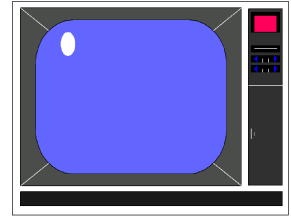
deer - deer

sheep - sheep

Complete the chart by writing each noun in its plural form.

	Singular	Plural		Singular	Plural
1	friend		9	kid	
2	child		10	knife	
3	box		11	echo	
4	deer		12	boy	
5	wife		13	goose	
6	sheep		14	moose	
7.	foot		15.	parent	
8.	project		16.	invention	

Chapters 8, 9, 10 and 11 - Reading and Comprehension



A. Read Chapters 8. 9. 10 and 11.

B. Complete the following statements

1. The Monster Twins were from _____
2. Frankie and Hank slept on the _____
3. Ashley slept on the _____
4. Emily slept on the _____
5. Robert slept on the _____
6. Mom's snack was _____
7. Instead of the monster movie Hank taped the _____

8. Hank taped Channel _____
9. Hank thought his friendship with Frankie was _____
10. Hank thought friendship was based on _____

11. Frankie knows how to play the _____
12. On the way home Hank was cold because Frankie _____

13. Hank had known Frankie since _____
14. The list Hank made was about _____

15. Frankie can read a map because he is _____